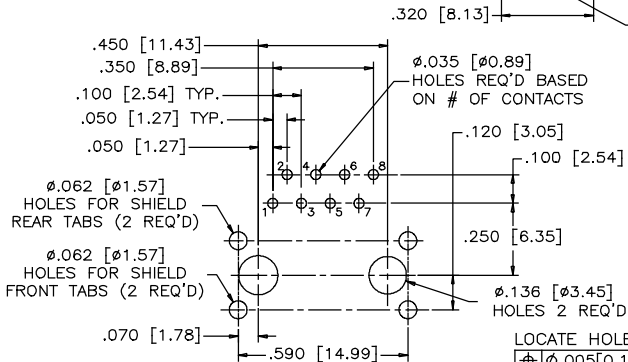
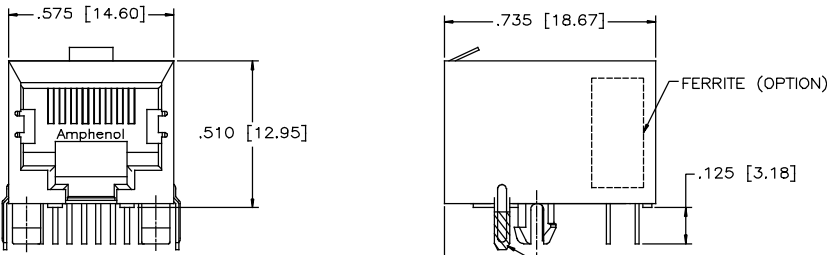


NON-SHIELDED
(8 POSITION, 8 CONTACTS SHOWN)



MATERIALS:
 PLASTIC HOUSING: HIGH TEMPERATURE THERMOPLASTIC
 FLAMMABILITY RATING UL 94V-0

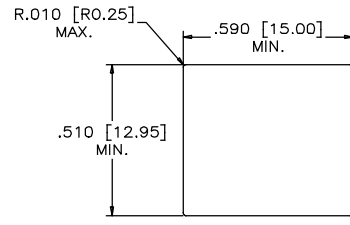
CONTACTS: PHOSPHOR BRONZE
 PLATING: 50 μ" [1.27 MICRONS]
 MIN. GOLD ON MATING SURFACES.
 50 μ" [1.27 MICRONS]
 MIN. NICKEL UNDERPLATE
 GOLD FLASH ON CONTACT TAILS.

SHIELD: COPPER ALLOY
 PLATING: NICKEL WITH PURE-TIN DIPPED PCB TAIL.

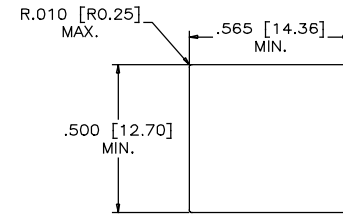
ELECTRICAL CHARACTERISTICS:

VOLTAGE RATING: 125 VOLTS AC.
 CURRENT RATING: 1.5 AMPS.

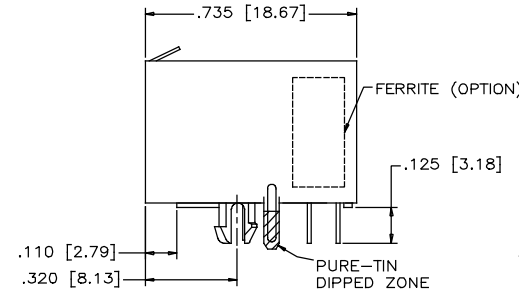
REVISIONS			
REV	DESCRIPTION, ECN, EAR NO.	DATE	APP'D
A	PROPOSAL	MAY 10/12	L.CHAN
B	ADD DIMENSION'S TOLERANCE	NOV 28/16	L.CHAN



RECOMMENDED PANEL CUTOUT
SHIELDED



RECOMMENDED PANEL CUTOUT
NON-SHIELD



SHIELDED
(8 POSITION, 8 CONTACTS SHOWN)

FRJAE CONNECTOR NUMBER SYSTEM

EXAMPLE: F R J A E - X X X

SERIES

CONNECTOR STYLE & POSITIONS

4=RJ45 OR 8 POSITIONS
 6=RJ11 OR 6 POSITIONS

OPTIONS

0=NON FILTERED, NON SHIELDED
 1=FILTERED WITH FRONT TAIL SHIELD
 3=SHIELD (FRONT TAIL)
 4=FILTERED
 6=FILTERED WITH REAR TAIL SHIELD
 7=FILTERED WITH NON-TAIL SHIELD
 8=SHIELD (REAR TAIL)
 9=SHIELD (NON-TAIL)

NO. OF CONTACTS

8 - 8 POSITIONS
 6 - 6 POSITIONS
 4 - 4 POSITIONS
 2 - 2 POSITIONS
 C - 2 POSITIONS -(POS. 2 & 5, IN 6 POS.)
 -(POS. 3 & 6, IN 8 POS.)



UNLESS SPECIFIED OTHERWISE	DRAWN PAULW	DATE DEC 25/05
PRIMARY UNITS INCH	CHECKED CHIGOW	DEC 25/05
SECONDARY MILLIMETER	M.E. APP'D	
REFERENCE IN PARENTHESES	Q.A. APP'D	
GENERAL TOLERANCES	DWG APPR.	
1 DECIMAL PLACE ±0.025	ENG. REL. NO.	
2 DECIMAL PLACES ±0.020	REF.	
3 DECIMAL PLACES ±0.015	THIRD ANGLE PROJECTION	DO NOT SCALE DRAWING
ANGULAR DEGREES ±1.0°		

Amphenol Canada Corp. www.amphenolcanada.com	
TITLE FRJAE ASSEMBLY, 6 POSITION & 8 POSITION, WITH OR WITHOUT FERRITES, SINGLE PORT, HIGH TEMP. MATERIAL SHIELDED OR UNSHIELDED- RoHS COMPLIANT	
DWG. NO. P-FRJAE-XXX	REV B
CODE ID NO. 03554 DWG SIZE: C SCALE: N/A	SHEET 1 OF 1